




2026

NINJA® ZX™ -4RR ABS

Kawasaki
Let the Good Times Roll®



-  LIME GREEN
-  METALLIC MATTE GRAPHENE STEEL GRAY / METALLIC SPARK BLACK
-  PEARL ROBOTIC WHITE / METALLIC SPARK BLACK



POWER

Engine	4-stroke, in-line 4-cylinder, DOHC, 16-valve, liquid-cooled
Displacement	399cc
Bore x Stroke	57.0 x 39.1mm
Compression Ratio	12.3:1
Maximum Horsepower	56.0 hp ¹ @ 11,500 rpm
Maximum Torque	26.5 lb-ft @ 11,000 rpm
Fuel System	DFI® with 34mm throttle valves (4)
Ignition	TCBI with Digital Advance
Transmission	6-speed, return shift
Final Drive	Chain
Electronic Rider Aids	Economical Riding Indicator, Kawasaki TRaction Control (KTRC) (3-mode), Kawasaki Quick Shifter (KQS) (dual direction), Power Modes, Anti-lock Brake System (ABS)

PERFORMANCE

Front Suspension / Wheel Travel	37mm inverted Showa fork with SFF-BP internals and spring preload adjustability/4.7 in
Rear Suspension / Wheel Travel	Horizontal back-link, Showa BFRC lite gas-charged shock w/ piggyback reservoir, adjustable compression, rebound and spring preload/4.9 in
Front Tire	110/70-17

Rear Tire	160/60-17
Front Brakes	Dual 290mm semi-floating discs with radial-mount 4-piston monobloc caliper and ABS
Rear Brakes	Single 220mm disc with single-piston caliper and ABS

DETAILS

Frame Type	Trellis, high-tensile steel
Rake/Trail	23.5° / 3.8 in
Overall Length	78.3 in
Overall Width	30.1 in
Overall Height	43.7 in
Ground Clearance	5.3 in
Seat Height	31.5 in
Estimated Dry Weight	383.7 lb**
Curb Weight	414.5 lb*
Fuel Capacity	4.0 gal
Wheelbase	54.3 in
Special Features	4.3" Full-color TFT Instrumentation, Smartphone Connectivity via RIDEOLGY THE APP
Color Choices	Lime Green, Metallic Matte Graphenesteel Gray / Metallic Spark Black, Pearl Robotic White / Metallic Spark Black
Warranty	12 Month Limited Warranty

Scan with camera to view videos, key features and more.



*Curb weight includes all necessary materials and fluids to operate correctly, full tank of fuel (more than 90 percent capacity) and tool kit (if supplied).
 **Dry weight does not include all necessary materials and fluids to operate correctly, full tank of fuel (more than 90 percent capacity) and tool kit (if supplied).
¹This vehicle's HP was measured according to ISO standard 4106. This ISO standard measures HP differently than the SAE standards by which the horsepower of many cars is measured, and as a result the referenced HP measurement may be higher than if it were measured by an SAE standard.
 KAWASAKI CARES: Read Owner's Manual and all on-product warnings. Always wear a helmet, eye protection and proper apparel. Never ride under the influence of drugs or alcohol. Adhere to the maintenance schedule in your Owner's Manual. ©2026 Kawasaki Motors Corp., U.S.A.
 Specifications subject to change. Visit panama.kawasaki-la.com for full product details.